




Plant Name	Sun	Height	Spread	Flower Color	Blooms	Special Features	
ABIES - FIR							
Bornmueller							
Concolor	○ ●	40-50'	20-25'			Long upcurved green to blue-green needles; soft textured; pyramidal	
Horstmann's Silverlocke							
Starker's Dwarf							
AZALEAS							
Delaware Valley	●	3-4'	4-5'	White; semi-double	May		
Girard Crimson	●	2-3'	4-5'	Crimson red	May		
Hino Crimson							
Poukhanensis Compacta	●	3-4'	4-5'	Rosy-lilac	May		
Tradition							
BUXUS-BOXWOOD							
Graham Blandy							
Green Mountain (Pyramidal)	○ ●	4-5'	2-3'			green leaves; good winter color; dense upright habit	
Green Mountain (Columnar)							
Green Velvet	○ ●	2-3'	3-4'			Green and yellow variegated leaves, good winter color	
Newport Blue							
Newport Blue (Pyramidal)							
Varder Valley							
CEDARS							
Atlas Blue							
Atlas Blue (Fastigiata)							
Weeping Atlas Blue							
CHAMAECYPARIS							
Tsukumo							
Aurea							
Boulevard Cypress Pom Pom	○ ●	6-8'	3-4'			Soft silvery blue foliage turns grayish in winter	
Filifera Aurea							
Golden Charm							
Hinoki King							
Mops							
Nana Lutea							
Noot Pendula	○ ●	12-15'	5-6'			Dark blue-green foliage on weeping branches; upright habit	
Pacific Arrow							
Nootka Variegated							
Obtusa Compacta							
Obtusa 'Fernspray Gold'							
Obtusa Nana Gracilis							
Obtusa 'Rigid Dwarf'							
Sungold							
FANCIFUL GARDENS - MIXED EVERGREENS							
Hardy Plants Collection 5 pack							
Juniper Collection 5 pack							
Railway Gardening 5 pack							
Upright Plants 5 pack							

Plant Name	Sun	Height	Spread	Flower Color	Blooms	Special Features
ILEX - HOLLY						
Blue Boy						
Blue Girl						
Blue Maid						
Blue Prince	○ ●	6-8'	6-8'	White	May	Shiny dark blue-green leaves; male pollinator 
Blue Princess	○ ●	6-8'	6-8'	White	May	Shiny dark blue-green leaves; red berries; pollinate with Blue Prince 
Berri-Magic						
China Boy						
Centennial Girl						
Fosteri						
Jersey Pinnacle						
Little Rascal	○ ●	2-3'	3-4'	White	May	Pink buds open white; shiny dark blue-green leaves; male pollinator for Blue holly 
Robin						
San Jose						
JUNIPER						
Blue Chip	○	8-12"	5-6'			Bright blue-green soft textured foliage turns plum colored in winter; low spreading habit
Blue Star	○	2-3'	3-5'			Steel blue star-shaped foliage; purplish winter color; dense mounding form
Calgary Carpet	○	8-12"	5-6'			Soft green foliage; retains good color through winter; layered branching; low spreading habit
Gold Coast						
Miniature						
Mother Lode	○	4-6"	5-6'			Bright golden yellow foliage turns burgundy-plum in winter; low trailing growth habit
Canaertii Upright						
Canertii Upright Natural						
Iowa Upright						
Moonglo Spiral						
PICEA- SPRUCE						
TREES						
Baby Blue						
Baby Blue Eyes						
Bacheri Blue						
Black Hills						
Colorado Blue						
Fat Albert Blue						
Foxtail Blue						
Hoopsi Blue						
Mariana Fastigiata						
Moerheim						
Norway						
Norway (Columnar)						
Weeping Norway						
Omorika Pendula						
Omorika Riverside Serbian						
Pendula Bruns						
Serbian	○	15-20'	5-6'			Green needles; narrow upright habit; graceful branching
Sherwood Compact						
Wells Sky Blue						

Plant Name	Sun	Height	Spread	Flower Color	Blooms	Special Features
Clanbrassiliana						
SHRUBS						
Dwarf Alberta						
Elf						
Formanek						
Globe Blue Spruce Standard						
Humpty Dumpty						
Jean's Dilly						
Lundeby's Dwarf						
Montgomery	○	4-5'	5-6'			Globe to rounded shape matures to broad upright shape with age if unpruned; silvery blue needles
Omorika Nana						
Omorika 'Pimoko						
Pumila						
Procumbens						
Pixie						
Pixie Dust						
Rainbow's End						
PIERIS JAPONICA						
Mountain Fire	●	5-6'	4-5'	White	April-May	Reddish growth in spring matures to dark green; shiny narrow leaves
Valley Rose						
PINUS-PINE						
Arnold's Sentinel						
Austrian						
Banshoho						
Blue Shag	○	3-4'	4-5'			Globe to rounded shape; light blue-green needles; soft texture; compact
Blue Shag' Cloud Prune						
Cembra						
Blue Brevifolia' Japanese White						
Japanese White Pine	○	20-25'	15-20'			Fine textured; twisted blue needles appear in groups; broad pyramidal shape
Oculus-Dracona						
Rowe Arboretum						
Thunderhead	○	8-10'	6-8'			Dark green needles with large white buds; broad upright shape 
Torulosa						
Vanderwolf	○	30-40'	15-20'			Bright blue-green twisted needles with soft texture; upright pyramidal
White						
Dwarf White						
Weeping White	○	6-8'	6-8'			Light blue-green needles; soft textured; twisting/weeping branches; unique shape
RHODODENDRON						
English Roseum						
Minnetonka						
Nova Zembla	●	6-8'	6-8'	Dark red with darker spots	May	Large dark green leaves; rounded habit 
PJM	●	4-5'	4-5'	lavender-pink	April	Dark green leaves turn purple in winter; very cold tolerant
Ramapo						

Plant Name	Sun	Height	Spread	Flower Color	Blooms	Special Features
TAXUS-YEWS						
Amersforte						
Capitata						
Emerald Spreader	○ ● ●	2-3'	5-6'			Dark green needles; distinctive herringbone branching; low spreading habit
Everlow						
Fairview						
Greenwave						
Hicks						
Majestic						
Nigra						
Repandens						
Sunburst Spreader						
Wardi	○ ● ●	2-3'	5-6'			Dark green needles; develops flattened top with age; low spreading habit
THUJA - ARBORVITAE						
Degroot Spire						
Emerald Green						
Emerald Green (Spiral)						
Green Giant						
Hetz Midget	○	2-3'	3-4'			Light green foliage; retains good color through winter; needs little pruning; compact globe shaped
Little Giant						
Nigra						
TSUGA-HEMLOCK						
Hemlock Fir						
Gentsch White						
Jeddeloh						
Weeping						